

LILABA

ANALYTICAL LABORATORIES

A COMPLETE FOOD & WATER TESTING LABORATORY



TC-7179

LAL/QF/7.8/01

Report No. LAL-FD-290822007

TEST REPORT

ULR : TC71792200005834F

Page No. 1/2

Issued To: Indian Foodtech Second Floor, Plot No.43, Amrut Udhyog Nagar, Kholvad, Kamrej, Surat, Gujarat-394190	Sample Code : FD-290822007 Issue Date : 01/09/2022 Your ref. : -
--	---

PART A : PARTICULARS OF SAMPLES

1. Date of Receipt	: 29/08/2022	19. Batch No./Lot No	: N.M
2. Analysis starting Date	: 29/08/2022	20. Date of Mfg.	: N.M.
3. Analysis completion Date	: 01/09/2022	21. Date of Expiry	: 13 Month
4. Sample Drawn By	: Customer	22. Brand Name, If Any	: N.M
5. Sampling Method	: N.A.	23. BIS Seal	: Not Applicable
6. Sampling Location	: N.A.	24. IO's Signature	: Not Applicable
7. Temp. at the time of Sampling	: N.A.		
8. Group Name	: Peanut Butter		
9. Sample Name	: Classic Peanut Butter (Smooth)		
10. Description of the Sample	: -		
11. Sample Condition	: Received in Good Condition		
12. Temp. at the time of Sample Receipt	: 27.3°C		
13. Test Report As Per	: -		
14. Sample Qty. Received	: 2		
15. Any Other Information	: -		
16. Declared Value if any	: -		
17. Grade/Variety/Type/Class/Size/etc	: 94.2 gm		
18. Mode Of Packing	: Packed in Plastic Container		

PART B : TEST RESULTS

Food and Agricultural Products


Chemical Testing

Chemical Parameters

Sr. No.	TEST NAME	SPECIFIED REQUIREMENT	LOQ	RESULTS	TEST METHOD
1	Total Ash, %	N.A.	0.05	2.22	LAL/CHEM/SOP/FD/GF/2
2	Moisture, %	N.A.	0.10	1.30	FSSAI Manual - Oil & Fat : 2016, Method 3.0
3	Total Fat, %	N.A.	0.50	41.96	IS 3579
4	Protein, %	N.A.	0.05	26.07	IS 7219
5	Energy, Kcal/100gm	N.A.	-	595.72	FAO Chap 3, Method 3.5
6	Carbohydrate, %	N.A.	0.02	28.45	IS 1656


Pooja

Reviewed By
 Mrs. Pooja Patel (Sr. Analyst
 Chemical)



Dilip

Authorised Sign
 Mr. Dilip Kukadiya (T.M. Chemical)



LILABA

ANALYTICAL LABORATORIES

A COMPLETE FOOD & WATER TESTING LABORATORY



Report No. LAL-FD-290822007

TEST REPORT

ULR : TC71792200005834F

LAL/QF/7.8/01

Page No. 2/2

REMARKS :


Nil

NOTE :


Please Refer Overleaf

END OF THE TEST REPORT

Reviewed By
Mrs. Pooja Patel (Sr. Analyst
Chemical)



Authorised Sign
Mr. Dilip Kukadiya (T.M. Chemical)



LILABA

ANALYTICAL LABORATORIES

A COMPLETE FOOD & WATER TESTING LABORATORY

Report No. LAL-FD-290822007-N

TEST REPORT

Page No. 1/2

Issued To: Indian Foodtech Second Floor, Plot No.43, Amrut Udhyog Nagar, Kholvad, Kamrej, Surat, Gujarat-394190	Sample Code : FD-290822007-N Issue Date : 01/09/2022 Your ref. : -
--	--

PART A : PARTICULARS OF SAMPLES

1. Date of Receipt	: 29/08/2022	19. Batch No./Lot No	: N.M
2. Analysis starting Date	: 29/08/2022	20. Date of Mfg.	: N.M.
3. Analysis completion Date	: 01/09/2022	21. Date of Expiry	: 13 Month
4. Sample Drawn By	: Customer	22. Brand Name, If Any	: N.M
5. Sampling Method	: N.A.	23. BIS Seal	: Not Applicable
6. Sampling Location	: N.A.	24. IO's Signature	: Not Applicable
7. Temp. at the time of Sampling	: N.A.		
8. Group Name	: Peanut Butter		
9. Sample Name	: Classic Peanut Butter (Smooth)		
10. Description of the Sample	: -		
11. Sample Condition	: Received in Good Condition		
12. Temp. at the time of Sample Receipt	: 27.3°C		
13. Test Report As Per	: -		
14. Sample Qty.Received	: 2		
15. Any Other Information	: -		
16. Declared Value if any	: -		
17. Grade/Variety/Type/Class/Size/etc	: 94.2 gm		
18. Mode Of Packing	: Packed in Plastic Container		


PART B : TEST RESULTS

Food and Agricultural Products

Chemical Testing


Chemical Parameters

Sr. No.	TEST NAME	SPECIFIED REQUIREMENT	LOQ	RESULTS	TEST METHOD
1	Total Sugar, %	N.A	0.50	12.34	LAL/CHEM/SOP/FD/GF/6
2	Sucrose, %	N.A	0.50	12.34	LAL/CHEM/SOP/FD/GF/6
3	Vitamin C, mg/100gm	N.A	1.00	BLQ	IS 5838
4	Cholesterol, mg/100gm	N.A	0.50	BLQ	LAL/CHEM/SOP/FD/GF/18 Ref by AOAC 20th Edition 996.06
5	Trans Fat, gm/100gm	N.A	0.10	BLQ	LAL/CHEM/SOP/FD/GF/18 Ref by AOAC 20th Edition 996.06
6	Polyunsaturated fat, gm/100gm	N.A	0.50	13.26	LAL/CHEM/SOP/FD/GF/18 Ref by AOAC 20th


Reviewed By
Mrs. Pooja Patel (Sr. Analyst
Chemical)




Authorised Sign
Mr. Dilip Kukadiya (T.M. Chemical)



LILABA

ANALYTICAL LABORATORIES

A COMPLETE FOOD & WATER TESTING LABORATORY

Report No. LAL-FD-290822007-N

TEST REPORT

Page No. 2/2

					Edition 996.06
7	Monounsaturated fat, gm/100gm	N.A	0.50	20.75	LAL/CHEM/SOP/FD/GF/ 18 Ref by AOAC 20th Edition 996.06
8	Saturated fat, gm/100gm	N.A	0.50	5.83	LAL/CHEM/SOP/FD/GF/ 18 Ref by AOAC 20th Edition 996.06
9	Vitamin A, µg/100gm	N.A	5.00	BLQ	IS 5886
10	Vitamin E, mg/100gm	N.A	1.00	9.05	IS 7235
11	Iron (as Fe), mg/kg	N.A	1.00	45.26	FSSAI Manual - Metals: 2016, Method - 5.0
12	Calcium, mg/kg	N.A	2.50	1962.12	FSSAI Manual - Metals: 2016, Method - 5.0
13	Potassium (as K), mg/kg	N.A	0.50	6225.42	FSSAI Manual - Metals: 2016, Method - 5.0
14	Sodium (as Na), mg/kg	N.A	2.50	2090.62	FSSAI Manual - Metals: 2016, Method - 5.0
15	Dietary Fiber, %	N.A.	0.50	5.98	IS 11062
16	Vitamin D, µg/100gm	N.A.	1.00	BLQ	IS 5835

REMARKS :


Nil

NOTE :

Please Refer Overleaf

END OF THE TEST REPORT

Reviewed By
Mrs. Pooja Patel (Sr. Analyst
Chemical)



Authorised Sign
Mr. Dilip Kukadiya (T.M. Chemical)